

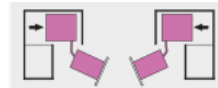
Kitchen and bathroom equipment / Storage for kitchens / Supra system / Supra pull out corner module

Product data sheet




## Supra pull out corner module

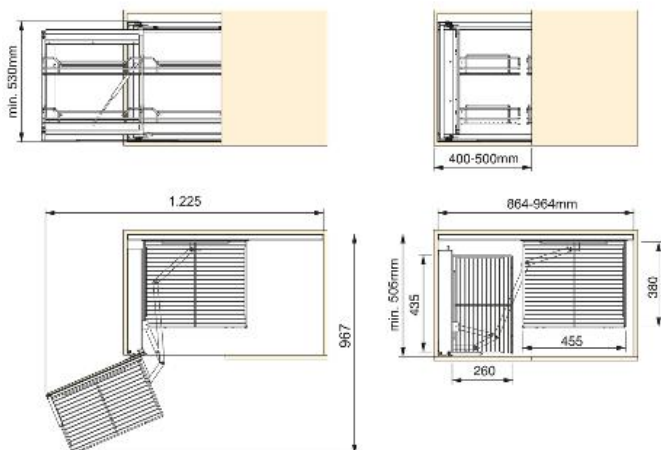
Supra system



### Specifications

	Cod.	Finishing
1	8920711	Chrome plated

### Diagram



## Information

System designed to make the most of the space available in corner modules.  
Suitable for left or right opening doors.  
Structure in steel painted grey with 4 chrome plated baskets.  
Load up to 20 kg.  
Includes automatic soft-close.  
Minimum module depth 505 mm.  
Door width 400-500 mm.  
Suitable for interior module width from 864 to 964 mm.  
Three dimensional door adjustment.  
Easy and quick to install.

## Documents and tools available to download



[Assembly \( PDF \)](#)