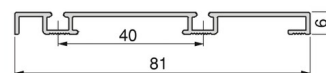




Placard lower track of Groove with Clip systems, 3,9 m, White painted, Aluminium

SKU 6907512 / EAN 8432393130583



Longitude	Packaging	Finishing		SKU
3,90 m	8 Unit	White painted		6907512
3,90 m	8 Unit	Matt anodized		6907562

Product features

Components

1 track

Product description

The bottom rail Placard channel clip is a quite important part for the installation of the closet. It should be the guide for the doors, ensuring their smooth and comfortable opening and closing. It has a total length of 2.35m and is compatible with 16mm, 18mm and 10mm boards. It is designed to be installed with a clip on the bottom and should be placed on the inside of the module, right on the floor where the door will be located. Each package contains a

total of 8 units. It has a total width of 81mm, the space where the clip should be located is 40mm wide and the total height of the piece is 6mm.

Product benefits

The **Clip Flush Channel Placard lower track** is an essential runner for the installation of Placard systems, providing a **smooth and precise glide on** sliding doors. Its design ensures **quiet and comfortable** opening and closing, guaranteeing durability and efficiency.

For manufacturers, this track facilitates production by being compatible with **16mm, 18mm and 10mm** boards. Distributors and wholesalers will appreciate its high market turnover, while carpenters will enjoy its easy installation on the **inside of the module**, directly on the floor. Digital distributors will be able to highlight it as an essential component for modern sliding doors.

With a length of **2.35 m**, the track includes **clips** for precise fixing. Its design features a **total width of 81 mm** and a **clip spacing of 40 mm**, with a total height of **6 mm**. Each pack contains **8 units** for large-scale projects. Add the **Placard Clip Lower Track** to your catalogue and ensure reliable and efficient glide systems!

Documentation

Sketch Assembly instructions

Frequently asked questions

What is the RAL number of the rails and handles of the Placard sliding door system?

The RAL number of the white finish on the rails and handles of the Placard sliding door system is approximately 9003. The RAL code of the anthracite grey finish is approximately 7043. The RAL code of the black finish is approximately 9005.

What is the RAL number of the white finish on the rails and handles of the Placard sliding door system?

The RAL number of the white finish on the rails and handles of the Placard sliding door system is approximately 9003. The RAL code of the anthracite grey finish is approximately 7043. The RAL code of the black finish is approximately 9005.

What is the difference between the “Canal Clip Lower Placard rail” and the “Flush Canal Clip Lower Placard rail” used in the Placard sliding door system?

These lower rails are used along with the Placard sliding door system and a fastening with a clip system. Both rails are very easy to assemble and more cost-effective thanks to the fact that a cover is not required to hide the fastening screws. The difference is that the first lower rail is available for boards of a 10mm, 16mm and 18mm thickness, and the second rail is designed for easy flush mounting on the edge of the furniture for 10 mm and 16 mm thick board.